

Anti-IL4R hlgG4 Reference Antibody (Dupbio)

Product Information

Product Name	Anti-IL4R hlgG4 Reference Antibody (Dupbio)
Storage temp.	Store at 2-8°C short term (1-2 weeks).Store at $\leq -20^{\circ}\text{C}$ long term. Avoid repeated freeze-thaw.
Catalog# / Size	GM-87496MAB-1mg / 1 mg GM-87496MAB-5mg / 5 mg GM-87496MAB-25mg / 25 mg GM-87496MAB-50mg / 50 mg GM-87496MAB-100mg / 100 mg

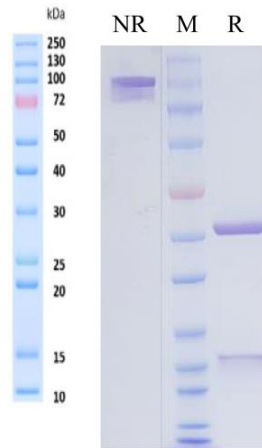
Antibody Information

Expression System	CHO
Aggregation	< 5% as determined by SEC-HPLC
Purity	> 95% as determined by SDS-PAGE
Endotoxin	< 1 EU/mg, determined by LAL gel clotting assay
Sterility	0.2 μm Filtered
Target	IL4R
Clone	Dupilumab
Alternative Names	CD124; IL4RA; IL-4RA
Source/Isotype	Human IgG4 (S228P), Kappa
Application	Bioactivity-ELISA
Description	The interleukin 4 receptor is a type I cytokine receptor. This gene encodes the alpha chain of the interleukin-4 receptor, a type I transmembrane protein that can bind interleukin 4 and interleukin 13 to regulate IgE antibody production in B cells. Among T cells, the encoded protein also can bind interleukin 4 to promote differentiation of Th2 cells. A soluble form of the encoded protein can be produced by an alternate splice variant or by proteolysis of the membrane-bound protein, and this soluble form can inhibit IL4-mediated cell proliferation and IL5 upregulation by T-cells. Allelic variations in this gene have been associated with atopy, a condition that can manifest itself as allergic rhinitis, sinusitis, asthma, or eczema. Two transcript variants encoding different isoforms, a membrane-bound and a soluble form, have been found for this gene.
Formulation	phosphate-buffered solution, pH 7.4.

Version:3.2

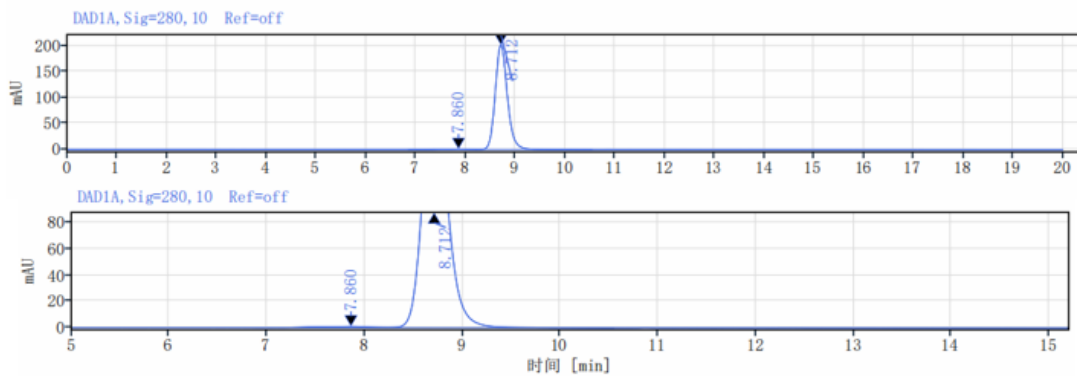
Data Examples

SDS-PAGE



On SDS-PAGE under reducing (R)/non-reducing(N-R) condition. The gel was stained overnight with Coomassie Blue. The purity of the protein is greater than 95%.

SEC-HPLC



The purity of this product is more than 95% verified by SEC-HPLC

Bioactivity-ELISA

Human IL-4R alpha Protein; mFc Tag (Catalog # GM-87879RP) was immobilized at 5 µg/ml (100 µL/well). Increasing concentrations of Anti-IL4R hlgG4 Reference Antibody (Dupbio) (Catalog # GM-87496MAB) were added.

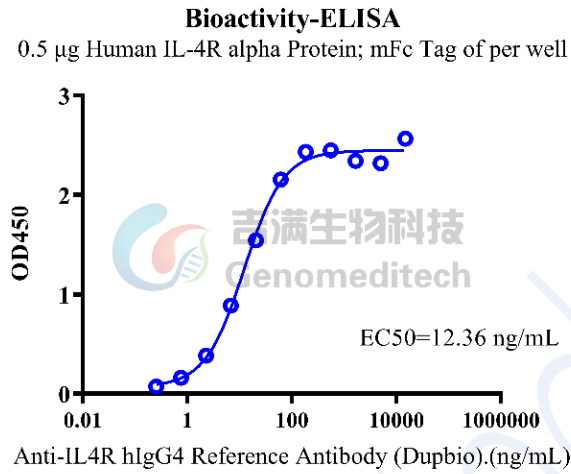


Fig. assay